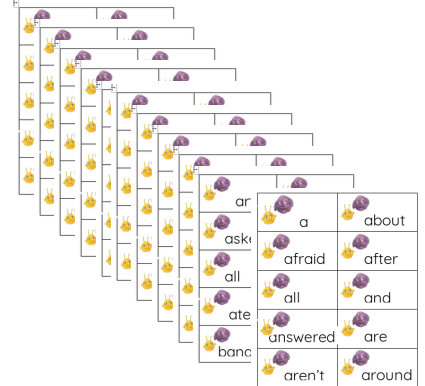
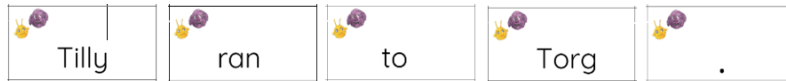




# Monster Word Card Activities



Print and cut out the flash cards. (Heavy paper or card stock works best.) Consider working with a limited number of cards at a time so that beginning readers aren't overwhelmed by too many choices.



## Activities:

1. Make sentences.
2. Make up a new story.
3. Put cards in ABC order.
4. Play the Monster Mash reading or spelling game. Show flashcards one at a time.
 

If the guesser reads (or spells) the word correctly, they get the card. If not, the card goes in the Monster Mash pile. Can you get more cards than the monster?
5. Play Concentration. (You'll need two sets of cards - or carefully select cards that go together in some way: Tilly/Torg, could/couldn't, knew/know, etc.) You can take turns with a partner or play alone. The goal is to find the matching cards.
  - a. Choose 10 words. You will need BOTH cards for each word.
  - b. Mix up the cards and place them on the table upside down.
 

Try 4 rows of 5 cards each.
  - c. Turn over 2 cards. If the words match, you get to keep them.
 

If not, put them back, face down. Pay attention to where they are and try to remember what is on each card.
  - d. Turn over 2 more cards. If they are a match, keep them. If not, put them back, face down.
  - e. When playing with 2 or 3 people, if a player gets a match, they get to go again, until they fail to get a match.
  - f. The game is over when all of the cards have been matched.
  - g. The winner is the player with the most matches.



about



act



after



again



all



am



and



any



are



around



ask



asked



at



away



back



bag



bake



baked



banana



be



bed



best



bill



bugs



business



but



came



can



chair



choose



could



cry



cried



did



do



doggie



doggies



don't



door



dragged



eat



eating



even



ever



find



food



for



forever



fork



forks



fridge



friend



friends



full



funny



gee whiz



giggle



giggled



go



good



gosh



got



guess



guessed



have



he



head



heads



hello





help



helped



her



here



hide



him



hmmm



home



how



hungry



I



I'm



in



is



it



jeepers



Joe



just



know



lap



laps



let



let's



like



little



long



longer



look



looked



lose



lost



lot



love



lunch



make



making



manners



maybe



me



mess



monster



much



my



name



napkin



napkins



nice



no



noise



nope



not



note



now



number



of



oh



okey dokey



on



one



our



out



paid



pay



penny



pennies



people



place



poke



poked



put



quiet



ran



remember



restaurant



rule



rules



said



sat



see



serve





she



shout



shouted



shows



sick



silly



smile



smiled



so



something



soon



sorry



start



started



stood



table



take



taking



than



that



that's



the



their



them



then



there



these



they



Tilly



tip



tipped



tired



to



told



too



took



Torg



too



under



up



upside-down



us



use



very



waaaah



wail



wailed



wait



waiting



waited



waiter



want



wanted



was



watch



way



we



went



were



what



when



where



while



who



whoops



why



will



with



would



yard



yep



yet



yikes



you



your











yowch



yum





 <p>.</p>	 <p>.</p>
 <p>?</p>	 <p>!</p>
 <p>,</p>	 <p>,</p>
 <p>“</p>	 <p>”</p>
