


Character Cut-Outs and Scenes



Directions:

1. Print the characters and scenes. (Cardstock is best.)
2. Cut out the characters and attach to craft sticks.
3. Attach each scene to the inside of a file folder to make a stand-up background (and a great place to store the activity!)
4. Kids can retell Out of this World and make up their own stories!

Character Cut-Outs



Tilly




Torg




Houston




Try-pod





Sammy and Porg





Smooch



Glo







Monster Mission Control

